



# JPPS Home Learning Early Stage 1 - Term 3 - Week - 10 - 2021

**Parents please note:** Students do not have to complete all of the activities. Please complete a minimum of 1 English lesson a day, 3 mathematics lessons a week and 1 lesson from one of the other Key Learning Areas (such as Science & Technology, Creative Arts, Geography or PDHPE) a week. If you have any concerns completing these tasks, please contact your child's classroom teacher.

Times are a suggestion based on regular school day	Monday	Tuesday	Wednesday	Thursday	Friday
<b>Morning Session</b> <b>8:55am - 10:55am</b>  (5 minute Crunch and Sip break around 10:00am)	<p><b>English</b></p> <p>Mrs Martinez to introduce this task:  <a href="https://youtu.be/00PpP_b18YA">https://youtu.be/00PpP_b18YA</a></p> <p><b>Reading:</b>  <u>WALT:</u> read simple texts  <u>Success Criteria:</u> I can engage in a discussion about the title and cover of a text and make an inference about what it could be about  <u>Task:</u>            Read a text from Sunshine Online. Record yourself and complete the activity.  <u>Reflection:</u>            Listen to your recording. Do you think you are using more expression now? Can you tell someone what the story was about?</p>	<p><b>English</b></p> <p><b>Reading:</b>  <u>WALT:</u> read simple texts  <u>Success Criteria:</u> I can talk about the images in a text  <u>Task:</u>            Read a text from Sunshine Online. Record yourself and complete the activity.  <u>Reflection:</u>            Did you talk about the images in the text?</p>	<p><b>English</b></p> <p><b>Reading:</b>  <u>WALT:</u> read simple texts  <u>Success Criteria:</u> I can talk about the images and how they help me understand the text  <u>Task:</u>            Read a text from Sunshine Online. Record yourself and complete the activity.  <u>Reflection:</u>            Did you talk about the images and how they help you understand the text?</p>	<p><b>English</b></p> <p><b>Reading:</b>  <u>WALT:</u> read simple texts  <u>Success Criteria:</u> I can engage in a discussion about the characters in a text  <u>Task:</u>            Read a text from Sunshine Online. Record yourself and complete the activity.  <u>Reflection:</u>            Did you talk about the characters in a text?</p> <p><u>Support:</u>            Listen to Sareen read a story (optional):  <a href="#">Walter the Water Taxi</a></p>	<p><b>English</b></p> <p><b>Reading:</b>  <u>WALT:</u> read simple texts  <u>Success Criteria:</u> I can engage in a discussion and use the images to retell the story  <u>Task:</u>            Read a text from Sunshine Online. Record yourself and complete the activity.  <u>Reflection:</u>            Did you use the images to help retell the story?</p> <p><u>Support:</u>            Listen to Svetlana read a story (optional):  <a href="#">Can you see the eggs?</a></p>

	<b><i>Phonological Awareness/Spelling:</i></b>	<b><i>Phonological Awareness/Spelling:</i></b>	<b><i>Speaking &amp; Listening:</i></b>	<b><i>Phonics Knowledge/Spelling:</i></b>	<b><i>Phonic Knowledge /Spelling/ Writing:</i></b>
	<p><u>WALT:</u> read words and recognise different middle sounds</p> <p><u>Success Criteria:</u> I can say the word when the middle sound changes</p> <p><u>Task:</u> Look at the Week 9 Phonics <b>resource</b> and complete the Monday worksheet.</p> <p>Cut the picture and glue the picture to match the word.</p> <p>Write a sentence with the word.</p> <p>Can you think of any other words in this word family? Write them down.</p> <p><b>Take a photo</b> and post it to Seesaw.</p> <p>Complete some activities on Phonics Hero: <a href="https://phonicshero.com/">https://phonicshero.com/</a></p>	<p><u>WALT:</u> read words and recognise different middle sounds</p> <p><u>Success Criteria:</u> I can say the word when the middle sound changes</p> <p><u>Task:</u> Look at the Week 9 Phonics <b>resource</b> and complete the Tuesday worksheet.</p> <p>Cut the picture and glue the picture to match the word.</p> <p>Write a sentence with the word.</p> <p>Can you think of any other words in this word family? Write them down.</p> <p><b>Take a photo</b> and post it to Seesaw.</p> <p>Complete some activities on Phonics Hero <a href="https://phonicshero.com/">https://phonicshero.com/</a></p>	<p><b>News Topic:</b></p> <p><b>Reflection on Term Three Learning</b></p> <p><u>WALT:</u> deliver a short oral presentation</p> <p><u>Success Criteria:</u> I can speak clearly and engage an audience to communicate my ideas</p> <p><u>Task:</u> Think about what you have been learning and investigating this term. Talk to someone and answer these questions: What did you enjoy? What did you find easy? What did you find tricky? What new skills and information did you learn? What else would you like to learn?</p> <p><b>Post the video</b> to Seesaw.</p> <p>Complete some activities on Phonics Hero <a href="https://phonicshero.com/">https://phonicshero.com/</a></p>	<p><u>WALT:</u> change the middle sound of words</p> <p><u>Success Criteria:</u> I can change the middle sound to make a new word</p> <p><u>Task:</u> Look at the Week 9 Phonics <b>resource</b> and complete the Thursday worksheet.</p> <p>Can you write a sentence with some of the words?</p> <p><b>Post the video</b> to Seesaw if you can.</p> <p>Complete some activities on Phonics Hero <a href="https://phonicshero.com/">https://phonicshero.com/</a></p>	<p><u>WALT:</u> recognise the beginning, middle and end sounds of words</p> <p><u>Success Criteria:</u> I can write the missing sound in words</p> <p><u>Task:</u> Look at the Week 9 Phonics <b>resource</b> and complete the Friday worksheet.</p> <p>Can you write a sentence with some of the words?</p> <p><b>Post the video</b> to Seesaw if you can.</p> <p>Complete some activities on Phonics Hero <a href="https://phonicshero.com/">https://phonicshero.com/</a></p>

## Class Zoom Session - 10:00am

KE, KM and KH

Please see Seesaw for login details and times scheduled by your classroom teacher

### Writing:

WALT: write a simple recount with a range of punctuation

#### Success Criteria:

I can use interesting words

I can use the checklist



#### Task:

Write a recount about something you have done. Use the success criteria to improve your writing. Read it to someone.

Check the feedback your teacher gives you.

Tomorrow, you will have a chance to improve your writing.

**Take a photo** of your recount and post it on Seesaw.

### Writing:

Miss Eiffert to introduce this task:

<https://youtu.be/KsLF9gxAyVM>

WALT: use feedback to edit our writing

#### Success Criteria:

I can use feedback from my teacher to improve my writing



#### Task:

Think about the feedback your teacher gave you on your Monday recount.

Use this feedback to improve your writing.

#### Reflection:

How did you improve your writing?

**Take a photo** of your improved recount and post it on Seesaw.

**Take a video** and explain how you improved your writing.

### Writing:

WALT: identify special places that we belong

#### Success Criteria:

I can name and write about a place that is special to my family

#### Task:

Many people are born in one country but live in another country.

What country were you, your parents or grandparents born in?

Talk to your parents or grandparents about the country that they were born in.

**Take a video** of you talking to someone in your family about your cultural background (optional).

Share something from your family's cultural background and write about it.

**Take a photo** of your writing and post it on Seesaw.

### Writing:

WALT: write for enjoyment

#### Success Criteria:

I can write sentences about something I enjoy

#### Task:

Draw a picture of something that is special to you or something that you enjoy doing.

Write and explain why this is special to you and why you enjoy doing it.

Bring your picture to your class Zoom tomorrow to share.

**Take a photo** of your writing and post it on Seesaw.

### End of Term Celebration Zoom



Join your class Zoom at 10:00am to celebrate your learning in Term 3.

Bring your drawing from yesterday along to share.

### Library:

WALT: listen to a story for enjoyment


#### Success Criteria:

I can concentrate and listen to a story for enjoyment

I can name favourite part

Listen to Mrs W read this story:

[Mr McGee and the Big Bag of Bread](#)

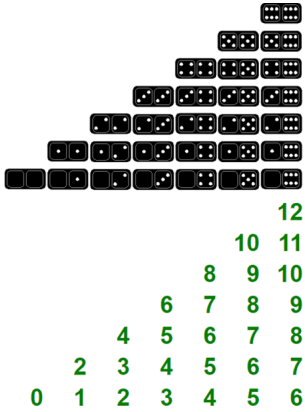


Pamela Allen

## Recess break


Have something to eat and go outside to do some physical activity

<p><b>Middle Session</b></p> <p><b>11:15am - 12:35pm</b></p>	<p><b><u>Mathematics</u></b></p> <p>Mrs Hooper to introduce this lesson: <a href="https://youtu.be/YDHe0wcHZBq">https://youtu.be/YDHe0wcHZBq</a></p> <p><u>WALT:</u> count with one-to-one correspondence</p> <p><u>Success Criteria:</u> I can count groups of objects up to 20</p> <p><u>Task:</u> Cut out the <b>Domino Cards</b> provided into strips of four dominos, or use your own. You will need these dominos for the rest of the week.</p> <p>Look at a strip of four dominos and count the dots. How do you know that you are correct?</p> <p>Roll two dice and find the domino with the same number of dots as the dice.</p> <p><u>Reflection:</u> How do you know you're right? Explain your thinking.</p> <p>Complete some activities on Mathletics: <a href="https://www.mathletics.com/au/">https://www.mathletics.com/au/</a></p>	<p><b><u>Mathematics</u></b></p> <p><u>WALT:</u> compare groups of objects with one-to-one correspondence</p> <p><u>Success Criteria:</u> I can explain how many all together I can recognise that the last number represents the total number in the collection when counting</p> <p><u>Task:</u> Look at the <b>Domino Cards</b> from yesterday and answer the following questions:</p> <p>Which domino has the most dots?</p> <p>Which domino had the least dots?</p> <p>Can you find any dominoes with the same total?</p> <p>Complete some activities on Mathletics: <a href="https://www.mathletics.com/au/">https://www.mathletics.com/au/</a></p>	<p><b><u>Mathematics</u></b></p> <p><u>WALT:</u> order groups of objects with one-to-one correspondence</p> <p><u>Success Criteria:</u> I can use mathematical language to explain and order groups of objects</p> <p><u>Task:</u> Cut your domino strips into individual dominoes.</p> <p>Make a set of numeral cards 0 to 12. Find a matching domino and place it under each numeral card.</p> <p>Can you find more than one combination?</p> <p>Put the cards and dominoes in order from the highest to the lowest.</p> <p>Complete some activities on Mathletics: <a href="https://www.mathletics.com/au/">https://www.mathletics.com/au/</a></p>	<p><b><u>Mathematics</u></b></p> <p><u>WALT:</u> make correspondences between collections of objects</p> <p><u>Success Criteria:</u> I can make different sized groups of objects. I can compare the groups</p> <p><u>Task:</u></p> <p><b>Domino Challenge</b></p> <p>Find the answer to these questions:</p> <p>Can you find any domino with five dots on one side?</p> <p>Find all the dominoes with five dots on one side.</p> <p>How many dominoes have 6 (or 2 or 0 or ...) dots on one side?</p> <p>What are the most dots you can have on one side?</p> <p>What are the most dots you can have on one domino?</p>	<p><b><u>Mathematics</u></b></p> <p><u>WALT:</u> I can represent numbers in different ways</p> <p><u>Success Criteria:</u> I can represent the number 20 in different ways</p> <p><u>Task:</u> Talk to someone about different ways to represent 20.</p> <p>Use the interactive number line to explore different combinations that make 20. <a href="https://apps.mathlearningcenter.org/number-line/">https://apps.mathlearningcenter.org/number-line/</a></p> <p>Create a number story about the number 20 using the <b>Storyboard Template</b>.</p> <p>Represent your story using addition, subtraction, groups or sharing.</p> <p><b>Take a photo</b> of your storyboard and upload it to Seesaw.</p>
--	---	---	---	--	---

	<p><u>Extension:</u> Find a domino with a dot total which is 5 less than the domino with the largest dot total for each strip of dominoes. If using your own dominoes, arrange them in groups of 4.</p>	<p><u>Extension:</u> Find the total number of dots on each strip of four dominoes. Look at all the dominoes, can you find the total number of dots?</p>	<p><u>Extension:</u> Look at the <b>Domino Ordering</b> resource and answer the questions.</p>  <p><b>Take a photo</b> of your dominoes arranged in a pattern. Can you describe your pattern? Upload the photo to Seesaw.</p>	<p>What is the largest and smallest number of dots on a domino?</p> <p>Turn all of your dominoes upside down. Flip two over and compare the number of dots. Can you subtract the smaller number from the higher number to find the difference?</p> <p>Complete some activities on Mathletics: <a href="https://www.mathletics.com/au/">https://www.mathletics.com/au/</a></p> <p><u>Extension:</u> Can you create your own domino challenge questions? Challenge someone in your family to answer your questions.</p>	<p>Complete some activities on Mathletics: <a href="https://www.mathletics.com/au/">https://www.mathletics.com/au/</a></p>
--	---	---	--	---	--

## Lunch break

Have something to eat and go outside to do some physical activity

<p><b>Afternoon Session</b></p> <p><b>1:25pm – 2:55pm</b></p>	<p style="text-align: center;"><b><u>PDHPE</u></b> <b>Child Protection</b></p> <p>Mrs Hooper to introduce this task: <a href="https://youtu.be/92Swuj8j2Q8">https://youtu.be/92Swuj8j2Q8</a></p> <p><b><u>Assessment task:</u></b> This is an assessment of learning, please do not assist your child in completing the task. You can read and explain the questions but please do not provide answers. This will be used in conjunction with other work samples to assess your child's understanding of the topic.</p> <p><u>WALT:</u> recognise our reactions and body signals in safe and unsafe situations</p> <p><u>Success Criteria:</u> I can draw places where I feel safe and unsafe I can recognise the body signals I feel</p> <p><u>Parent information:</u> A place that you feel safe can be somewhere you feel comfortable and relaxed, such as having a picnic in the</p>	<p style="text-align: center;"><b><u>Science &amp; Technology</u></b></p> <p>Mrs Martinez to introduce this task: <a href="https://youtu.be/NzDuBvWws2ik">https://youtu.be/NzDuBvWws2ik</a></p> <p><b><u>Assessment task:</u></b> This is an assessment of learning, please do not assist your child in completing the task. You can read and explain the questions but please do not provide answers. This will be used in conjunction with other work samples to assess your child's understanding of the topic.</p> <p><u>WALT:</u> reflect on your learning about the weather and seasons</p> <p><u>Success Criteria:</u> I can share something I have learnt about the weather and seasons</p> <p><u>Task:</u> Reflect on your learning from Term 3 about the weather and seasons.</p> <p>Discuss with someone in your family what you know about the weather and seasons.</p>	<p style="text-align: center;"><b><u>HSIE - Geography</u></b></p> <p>Miss Eiffert to introduce this task: <a href="https://youtu.be/BTzK_nPM3po">https://youtu.be/BTzK_nPM3po</a></p> <p><b><u>Assessment task:</u></b> This is an assessment of learning, please do not assist your child in completing the task. You can read and explain the questions but please do not provide answers. This will be used in conjunction with other work samples to assess your child's understanding of the topic.</p> <p><u>WALT:</u> reflect on your learning about special places</p> <p><u>Success Criteria:</u> I can share something I have learnt about places that are special</p> <p><u>Task:</u> Reflect on your learning from Term 3 about places that are special.</p> <p>Discuss with someone in your family what you know about special places.</p> <p>Why are they special?</p>	<p style="text-align: center;"><b><u>Creative Arts</u></b></p> <p><u>WALT:</u> follow instructions to represent and create detailed artwork</p> <p><u>Success Criteria:</u> I can follow instructions to create a detailed piece of artwork that represents Spring</p> <p><u>Task:</u> Watch this video and follow the instructions carefully to create your own Springtime artwork:.</p>  <p><a href="https://www.youtube.com/watch?v=QC1b2GP64_A&amp;ab_channel=StephaniePolakowski">https://www.youtube.com/watch?v=QC1b2GP64_A&amp;ab_channel=StephaniePolakowski</a></p> <p><b>Take a photo</b> of your artwork and upload it to Seesaw.</p>	<p style="text-align: center;"><b><u>PDHPE</u></b> <b>Physical Activity</b></p> <p><u>WALT:</u> use correct jogging techniques</p> <p><u>Success Criteria:</u> I can observe the demonstration I can practise the skills using the correct technique</p> <p><u>Task:</u> Watch this video: <a href="https://www.youtube.com/watch?v=xB_G-THm4Ts">https://www.youtube.com/watch?v=xB_G-THm4Ts</a></p> <p>Find an open space. Mark a set distance and jog as quickly as you can to reach the finish line. Use a timer or stopwatch to see how fast you go.</p> <p>See if you can improve your time.</p>
---	--	---	--	---	---



	<p>park with your family and playing with your pet. An unsafe place is somewhere you feel uncomfortable, such as being in the dark.</p> <p><u>Guiding Question:</u> Where is a place I feel safe? When do I feel unsafe? How does my body feel when I am in these places?</p> <p><u>Task:</u> Talk to someone about places where you feel safe or unsafe. How does your body feel when you are in those places?</p> <p>Complete the <b>Child Protection</b> Worksheet.</p> <p><b>Take a picture</b> and post on Seesaw.</p>	<p>What are the seasons? What changes occur based on seasons? What are the months of the year? What have you learnt about clouds and the rain? What do you know about the wind?</p> <p>Complete the <b>Weather and Seasons</b> Worksheet.</p> <p><b>Take a photo</b> of your worksheet and upload it to Seesaw.</p>	<p>How do they make you feel? How do we care for them?</p> <p>Complete the <b>Special Places</b> Worksheet.</p> <p><b>Take a photo</b> of your worksheet and upload it to Seesaw.</p>		
--	---	---	---	--	--